



Smart city & smart lighting

Citylone has launched new ranges of lighting controllers that are cost-effective, subscription-free, without management and easy to install.

The SL-Switch is a **radio module** for controlling outdoor and **festive lighting**.




SLSWITCH

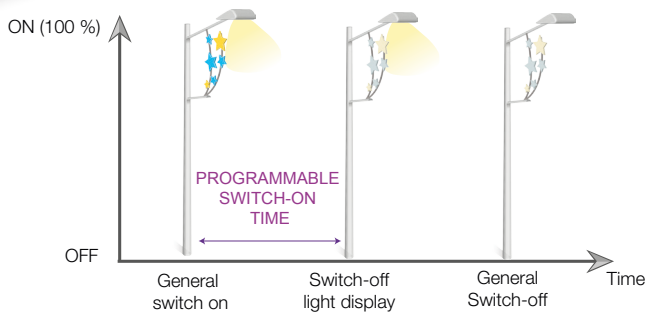
On-demand lighting Festive lighting

Key Strengths

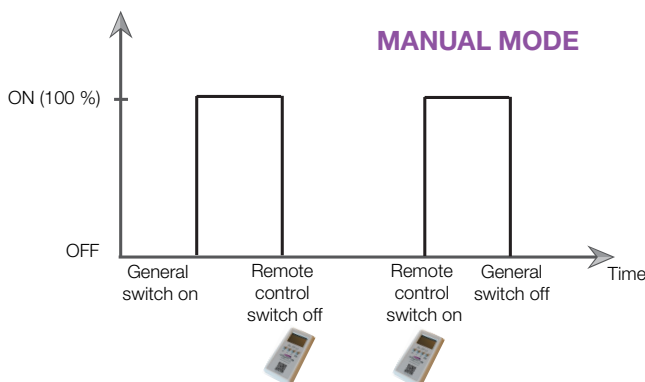
- Operated by a two-way remote control
- Simple and precise control of light displays
- No batteries or internal clock



AUTO MODE



MANUAL MODE



The SLswitch ON/OFF controller communicates via **radio**, providing **precise control of the lights**: activate scheduling, set lighting times, control the number of days of lighting...

Its remote control **sends and receives information from the module**; this allows you to program it and monitor its status.

The SLswitch is installed on a **plastic DIN rail box on the outside of the pole and works without a battery or clock**; there are therefore no maintenance costs or deviation in time.

APPLICATIONS

- Control of festive lights activation
- Event locations to switch off certain lights point upon request
- Outdoor sporting facilities to partially switch off certain projectors...

FEATURES

- Program a controller that transmits to others via repetition (by radio)
- Override ON/OFF mode with remote control
- Schedule light displays and only activate on launch day via remote control
- Set the lighting time from switch-on and the number of days of lighting
- Option to cancel the programmed mode before the end of the pre-set time using the remote control
- View the system parameters using the two-way remote-control transmission

SPECIFICATIONS



- ON/OFF radio controller
- 868 Mhz two-way radio communication
- Signal repetition between controllers for programming
- Controllers must be installed in an IP44 plastic case on the outside of the pole
- Operates on a network powered at night only (not compatible with a 24/7 network)

BENEFITS

- Reduces the work required to switch on festive lighting
- Offers different programmes without modifying the electricity networks
- On-demand switching control for festivals, concerts, sport events...

PRODUCT RANGE

For more technical information, please refer to the technical and installation guide.

REFERENCES	DESCRIPTION
 SLSWITCH	Stand-alone controller to operate switching for all types of ballasts* and lighting An ON/OFF switch for 300W - 2A maximum power output (if more, a suitable contactor is required). No power line carrier communication <small>*in compliance with the technical specifications of the ballast and the source</small>
 SL-TP-SW	Two-way configuration remote controller Switch To set the SL-Switch parameters and/or real-time on/off control <small>The SL-TP-U remote control is not compatible with SLswitch solutions.</small>



www.citylone.com

17 rue du Pré Magne - 69126 BRINDAS - FRANCE - Tel.: +33 (0)4 78 45 65 65

